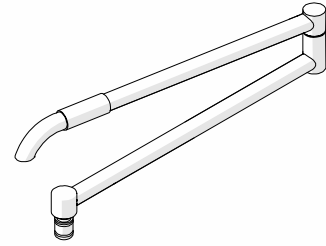


CP Exposed Folding Laundry Arm

PRODUCT CODE:

- 807266
- 11056



SPECIFICATIONS

- Galvin Engineering recommends the installation of strainers and pressure reducing valves prior to installing the exposed shower units to ensure clean consistent water supply. Debris or poor water quality could cause the units to seize or fail to seal.

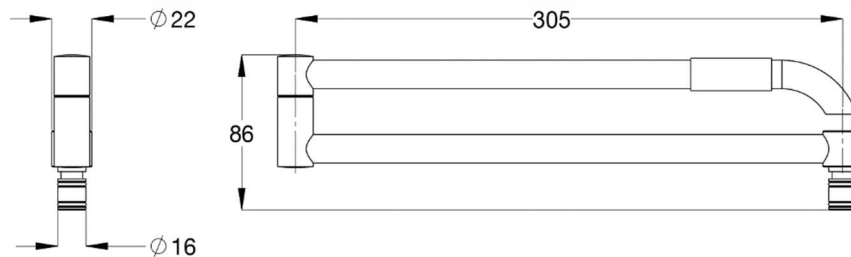
TECHNICAL DATA

Inlet	Spout Connection	
Outlet	Laundry Arm	
Headworks	N/A	
Working Pressure Range (kPa)	Min	N/A
	Max	N/A
Working Temperature Range (°C)	Min	N/A
	Max	N/A
Nominal Flow Rate (LPM)	6	
Material	Brass	
Finish	Chrome	
<p>NOTE: Galvin Engineering continually strives to improve their products. Specifications may change without notice. Higher temperature or pressures could result in premature failure and void the manufacturer's warranty.</p>		

TOOLS REQUIRED

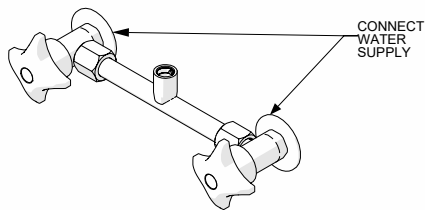
- Hex key

PRE-INSTALLATION



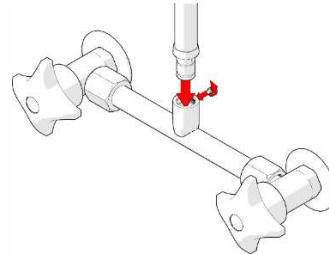
INSTALLATION

INSTALLATION COMPLIANCE: Galvin Engineering products must be installed in accordance with these installation instructions and in accordance with AS/NZS 3500, the PCA and your local regulatory requirements. Water and/or electrical supply conditions must also comply to the applicable national and/or state standards. Failing to comply with these provisions shall void the product warranty and may affect the performance of the product.



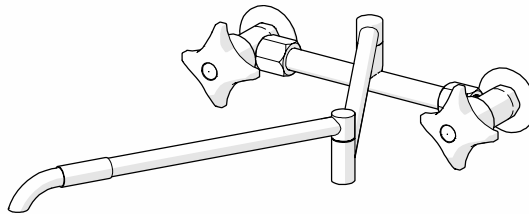
1. Connect inlets

- Connect the inlets to the pipework.



2. Fit laundry arm

- Fit the Laundry arm to the exposed tapware body. Tighten grub screw using a hex key.



3. Test unit

- Once all fittings have been tightened securely, connect the unit to the mains water.
- Turn on water and test the unit for any leaks.

WARRANTY

The warranty set forth herein is given expressly and is the only warranty given by the Galvin Engineering Pty Ltd. With respect to the product, Galvin Engineering Pty Ltd makes no other warranties, express or implied. Galvin Engineering Pty. Ltd. hereby specifically disclaims all other warranties, express or implied, including but not limited to the implied warranties of merchantability and fitness for a particular purpose.

Galvin Engineering Pty Ltd products are covered under our manufacturer's warranty available for download from www.galvinengineering.com.au Galvin Engineering Pty Ltd expressly warrants that the product is free from operational defects in workmanship and materials for the warranty period as shown on the schedule in the manufacturer's warranty. During the warranty period, Galvin Engineering will replace or repair any defective products manufactured by Galvin Engineering without charge, so long as the terms of the Manufacturer's warranty are complied with.

The remedy described in the first paragraph of this warranty shall constitute the sole and exclusive remedy for breach of warranty, and Galvin Engineering Pty Ltd shall not be responsible for any incidental, special or consequential damages, including without limitation, lost profits or the cost of repairing or replacing other property which is damaged if this product does not work properly, other costs resulting from labour charges, delays, vandalism, negligence, fouling caused by foreign material, damage from adverse water conditions, chemical, electrical or any other circumstances over which Galvin Engineering has no control. This warranty shall be invalidated by any abuse, misuse, misapplication, improper installation or improper maintenance or alteration of the product.